

Data on Workplace Assaults from the BLS

John W. Ruser

2010 BJS/JRSA National Conference

Portland, Maine

October 29, 2010



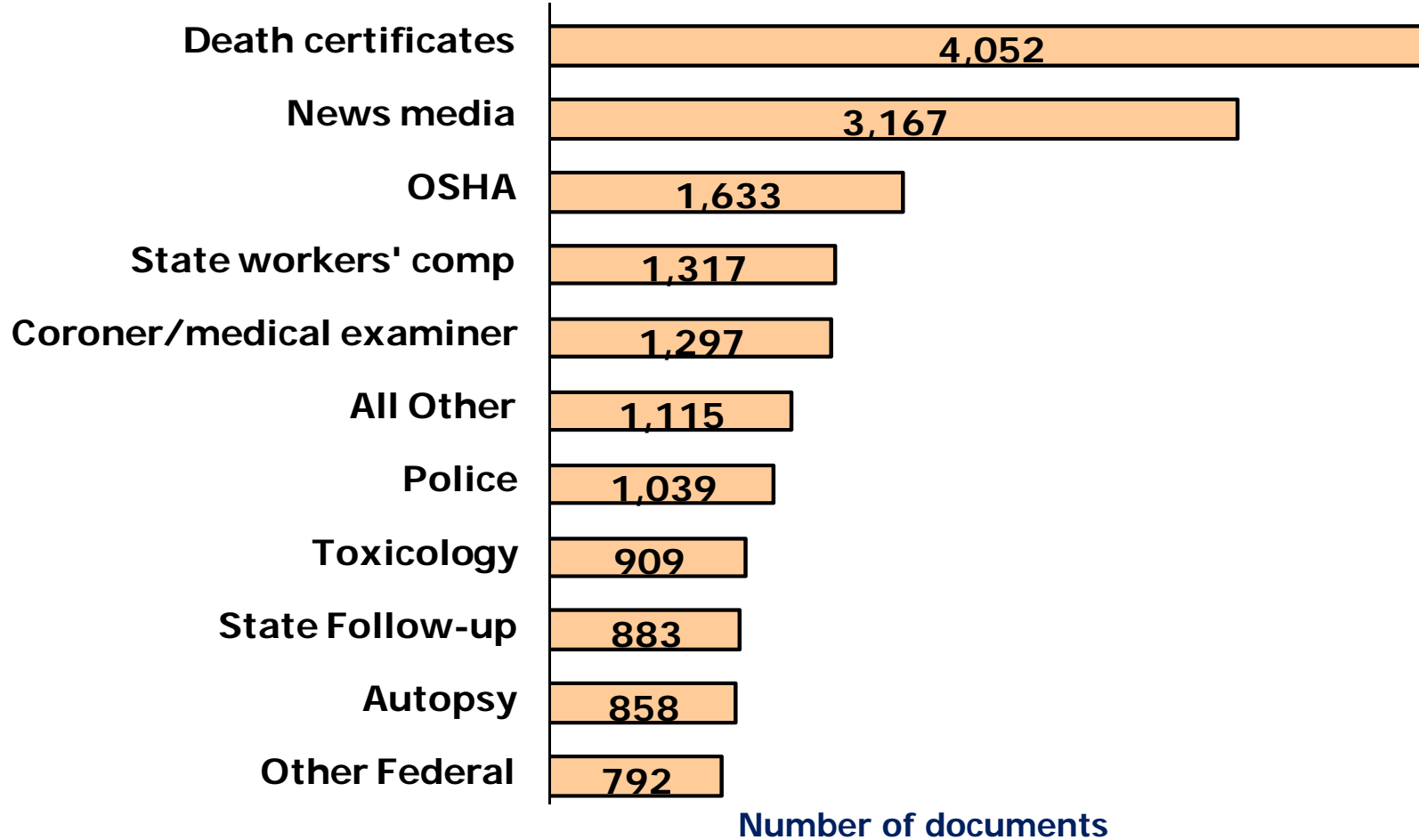
BLS OSH Statistics Program

- Annual
 - ▶ Census of Fatal Occupational Injuries (CFOI)
 - ▶ Survey of Occupational Injuries and Illnesses (SOII)
- Episodic special surveys
 - ▶ Survey of Workplace Violence Prevention, 2005

Census of Fatal Occupational Injuries (CFOI)

- Comprehensive annual count of all work-related fatal injuries
- Based on multiple source documents
 - ▶ e.g. death certificates, workers' compensation reports, OSHA reports
- Fed/State program
 - ▶ Data for US and participating States
- Counts and rates

Sources of data on fatal work injuries, 2009*



Over 17,000 source documents helped identify and verify information on 4,340 fatal work injuries.

*Data for 2009 are preliminary.

SOURCE: U.S. Bureau of Labor Statistics, U.S. Department of Labor, 2010.

CFOI has data on employer, worker and case characteristics

- Employer characteristics
 - ▶ Industry, ownership (e.g., private, State gov)
- Location
 - ▶ Incident location – State and MSA (CFOI)
 - ▶ Location type (farm, street, warehouse, etc.)
- Worker characteristics
 - ▶ Occupation, gender, age, race/ethnicity, country of birth, employee status

Circumstances of the injury

- Coded according to Occupational Injury and Illness Classif. System (OIICS)
 - ▶ Nature (e.g., sprain, fracture, gunshot wound)
 - ▶ Body part
 - ▶ Event (e.g., fall, assault and violent act)
 - ▶ Source (e.g., floor, bullet, knife)
- Perpetrator

Assault events

- Current definition of “Assault and violent acts by person(s)”
 - ▶ Worker injured or made ill by intentional assaults by a person, or
 - ▶ By violent, harmful actions of unknown intent
- Accidental striking or gunshot are not considered assaults

Occupational Injury and Illness Classification System (OIICS) - Event

- 61 Assaults and violent acts by person(s)
 - 610 Assaults and violent acts by person(s), unspecified
 - 611 Biting
 - 612 Hitting, kicking, beating
 - 613 Shooting
 - 614 Squeezing, pinching, scratching, twisting
 - 615 Stabbing
 - 616 Rape
 - 617 Threats or verbal assaults
 - 619 Assaults and violent acts by person(s), n.e.c.

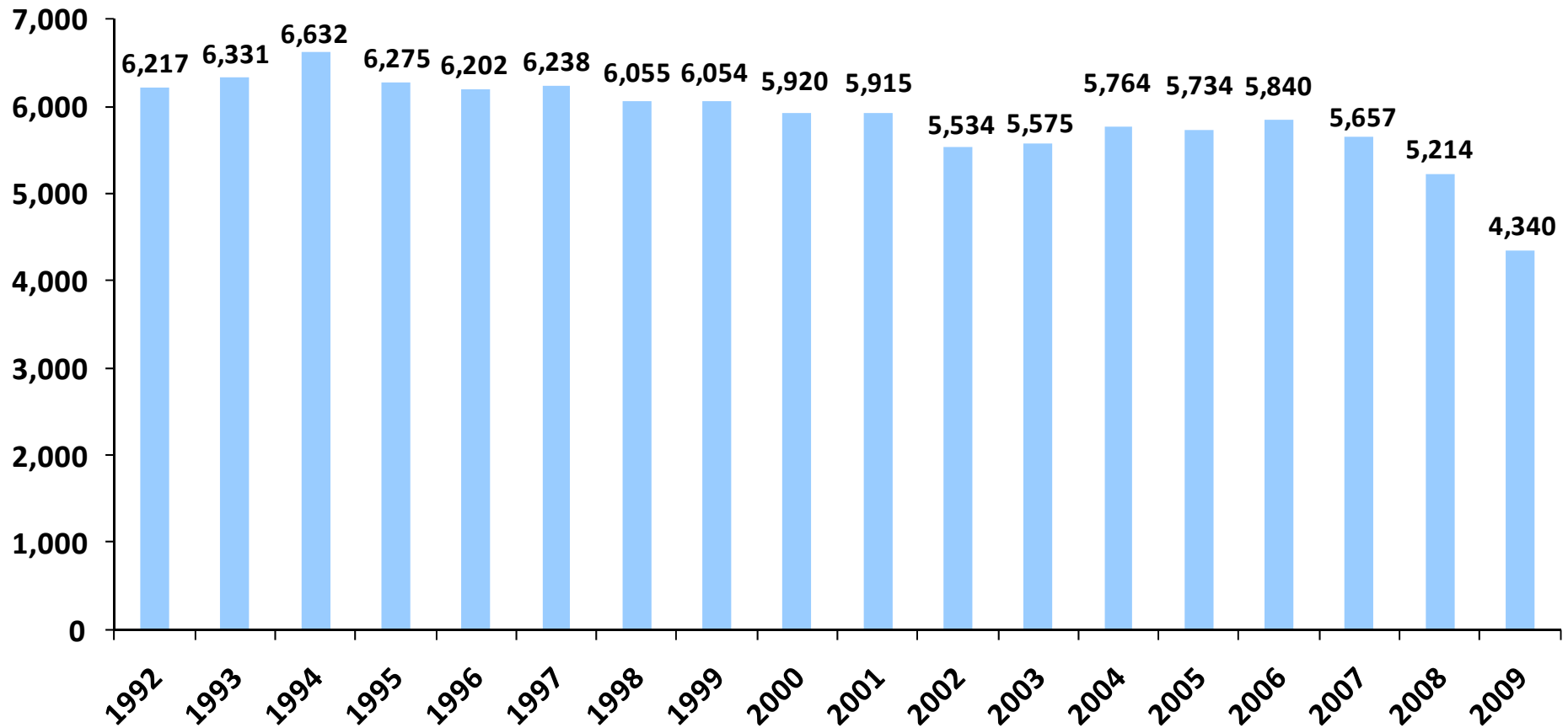
CFOI work relationship

- On or off employer premises and decedent was there to work, or
- Event or exposure was related to work or status as an employee
- In scope:
 - ▶ Volunteers performing same work as paid employees
 - ▶ Homicides and suicides
 - ▶ Traveling for work
 - ▶ Undocumented workers
 - ▶ Off duty police, performing police related functions

CFOI work relationship

- Out of scope
 - ▶ Commuting, unless on employer premises
 - ▶ Recreational activities, not required by employer
 - ▶ Institutionalized persons, including inmates

Number of fatal work injuries, 1992–2009*



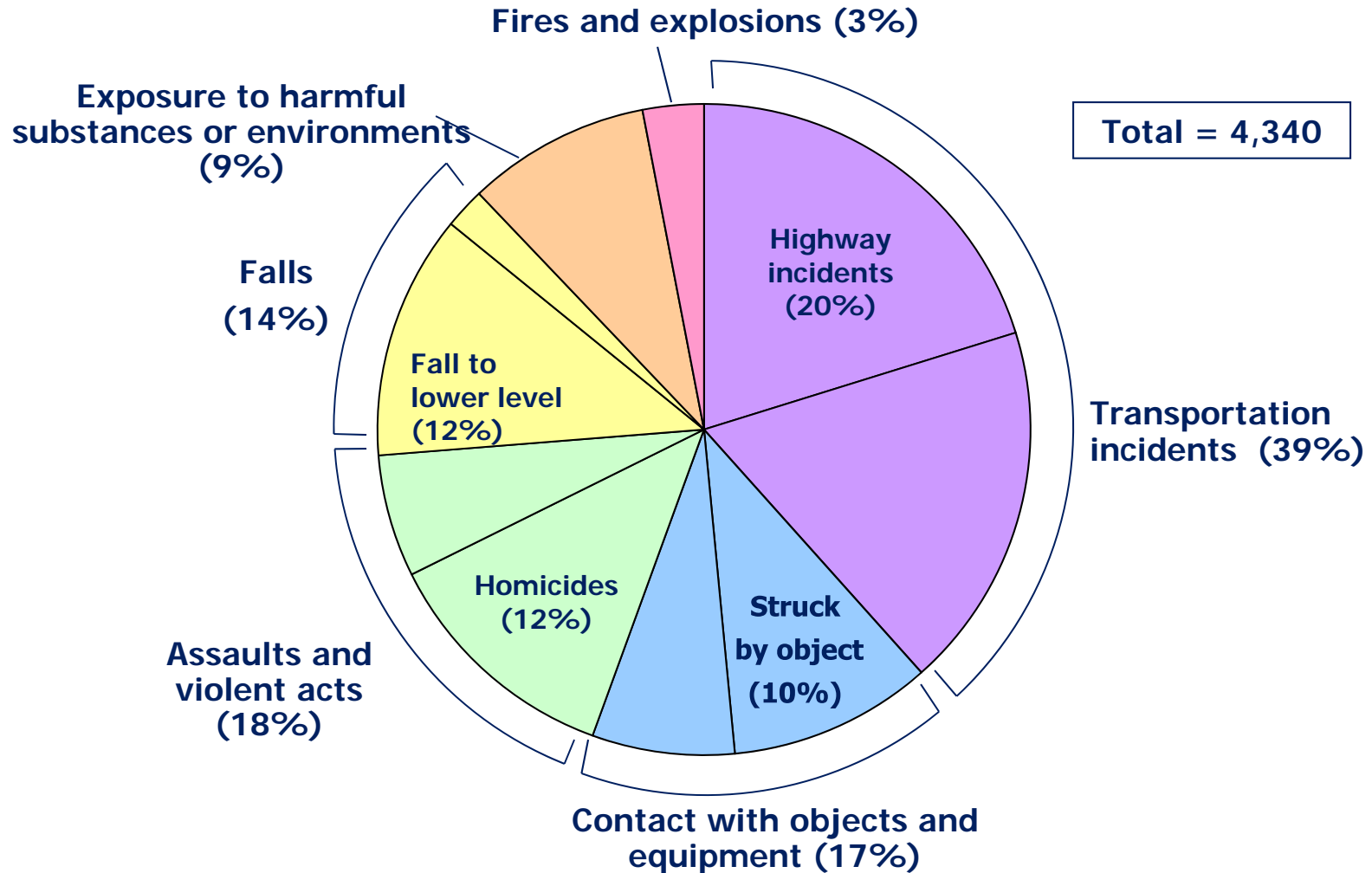
The 2009 preliminary total of 4,340 fatal work injuries represents a 17 percent decrease from the 5,214 fatal work injuries reported for 2008.

*Data for 2009 are preliminary. Data for prior years are revised and final.

NOTE: Data from 2001 exclude fatal work injuries resulting from the September 11 terrorist attacks.

SOURCE: U.S. Bureau of Labor Statistics, U.S. Department of Labor, 2010.

Manner in which fatal work injuries occurred, 2009*



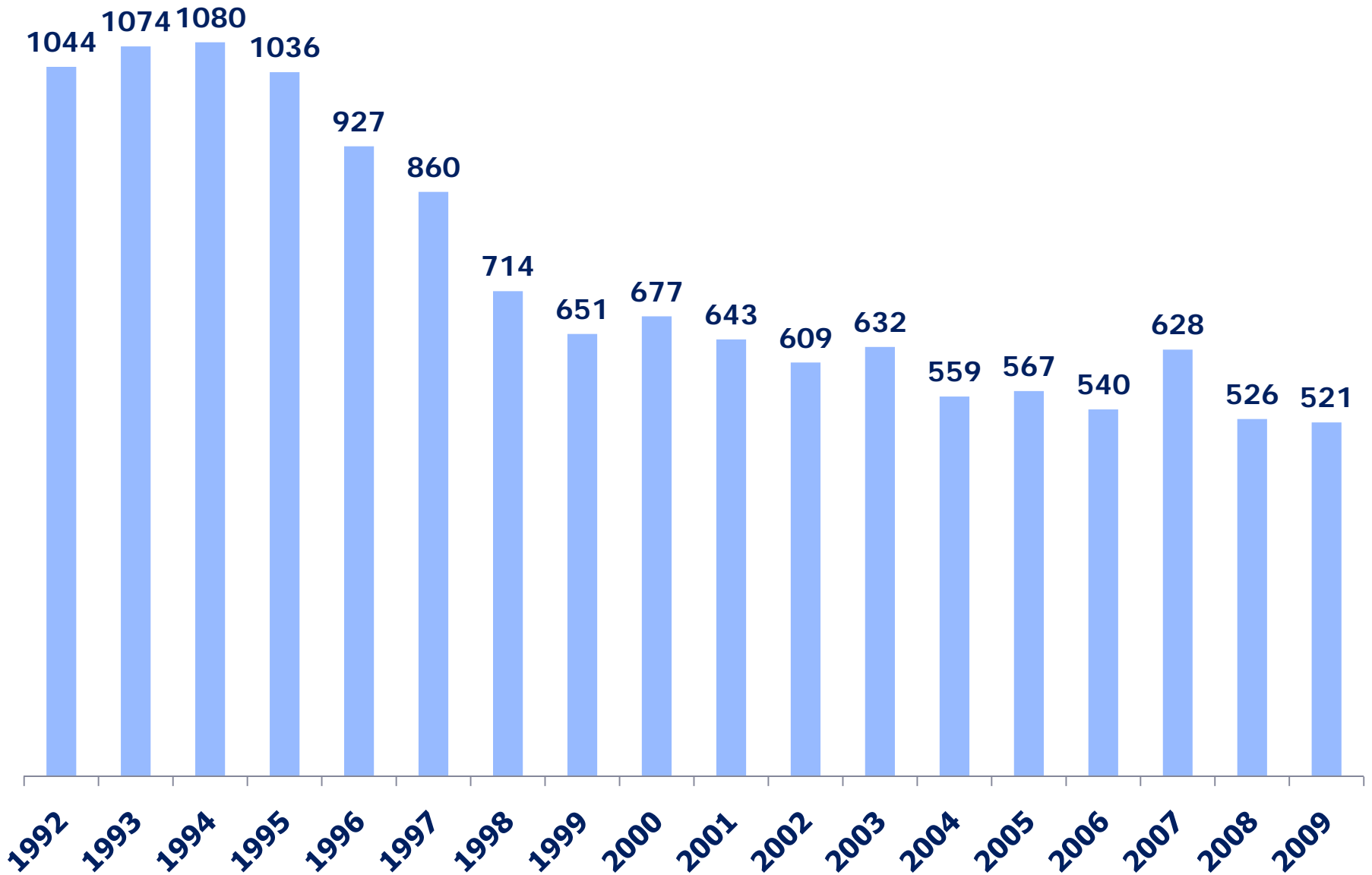
More fatal work injuries resulted from transportation incidents than from any other event. Highway incidents alone accounted for one out of every five fatal work injuries in 2009.

*Data for 2009 are preliminary.

NOTE: Percentages may not add to totals because of rounding.

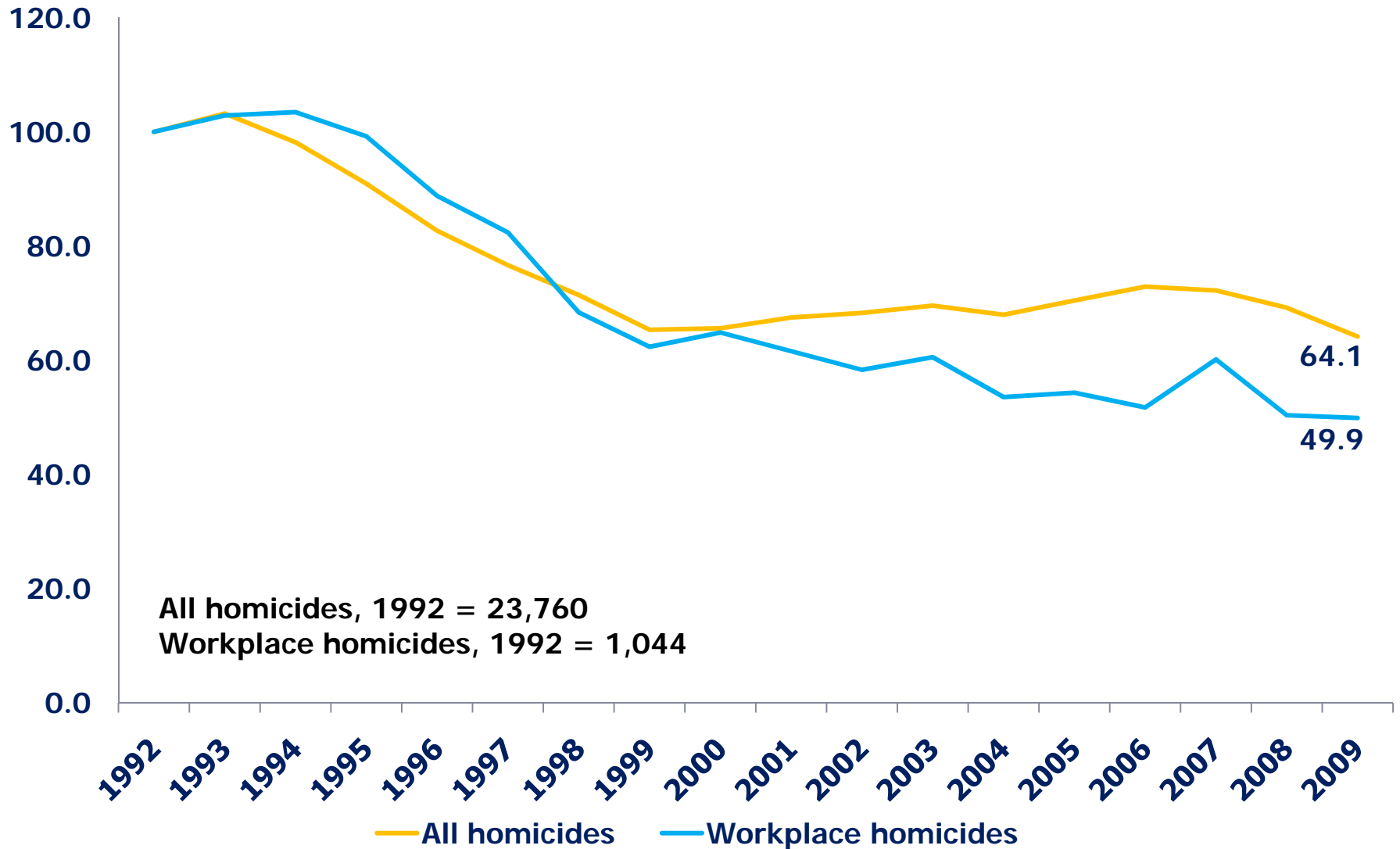
SOURCE: U.S. Bureau of Labor Statistics, U.S. Department of Labor, 2010.

Number of workplace homicides, 1992-2009



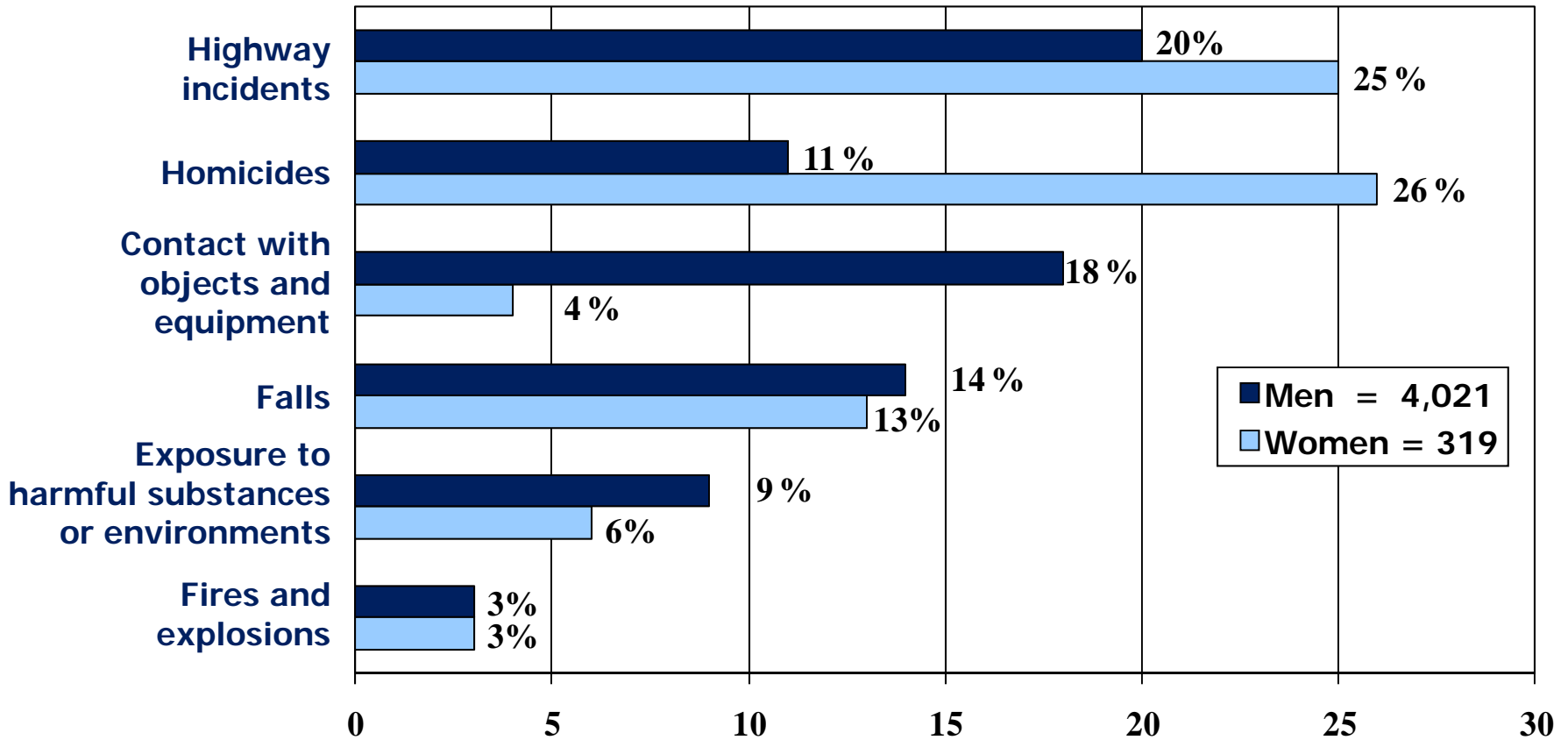
Source: BLS Census of Fatal Occupational Injuries, 1992- 2009

Index of homicides, all homicides versus workplace homicides, 1992-2009 (1992=100)



Sources: All homicides, FBI Uniform Crime Reports; Workplace homicides, BLS Census of Fatal Occupational Injuries.

Fatal injury events, by gender of worker, 2009*



Percent of fatal work injuries within gender

A higher percentage of fatal work injuries to women resulted from highway incidents and homicides than to men. A higher percentage of fatal work injuries to men resulted from contact with objects and equipment, falls, and exposure to harmful substances or environments.

*Data for 2009 are preliminary.

SOURCE: U.S. Bureau of Labor Statistics, U.S. Department of Labor, 2010.

Workplace homicides, by type of perpetrator, 1997-2009

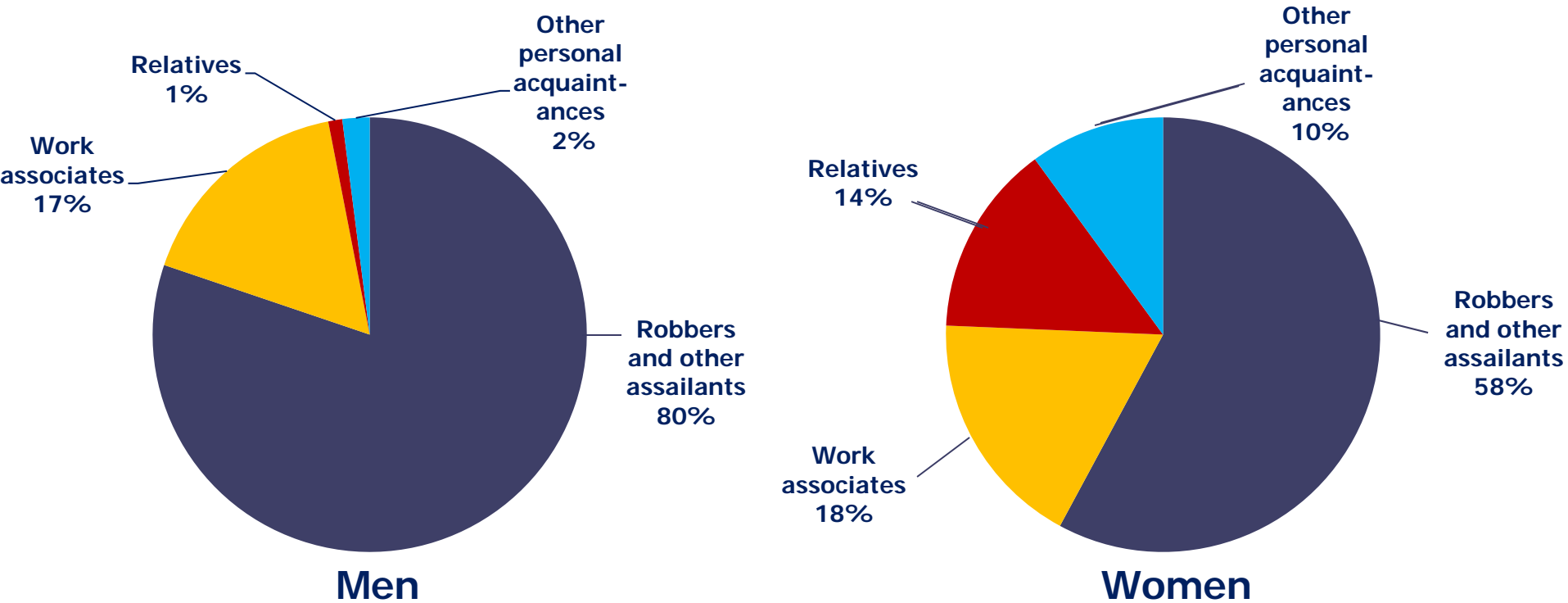


Workplace homicides by detailed event and perpetrator 1997-2009

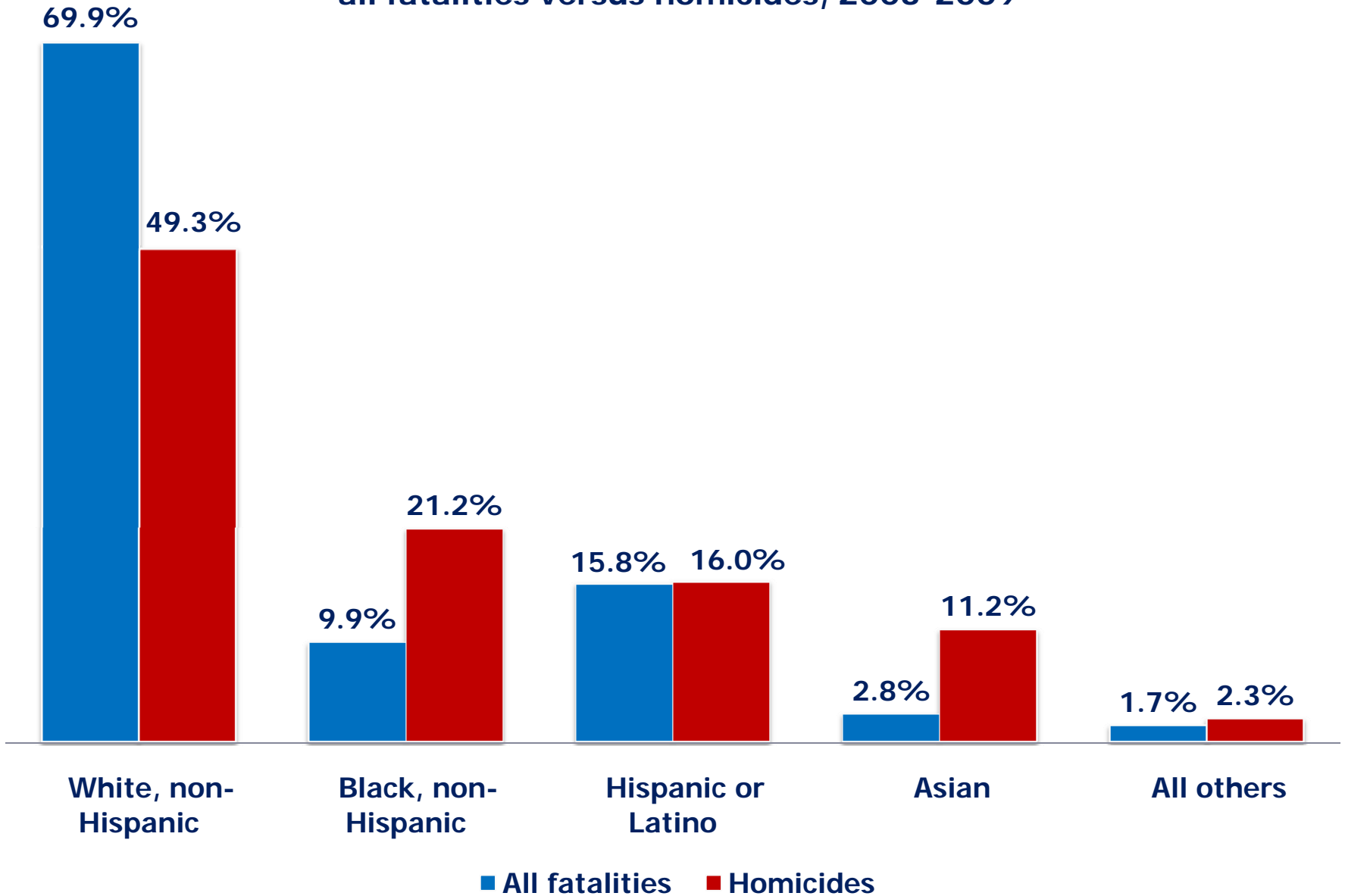
	Total	Robbers and other assailants	Work associates	Relatives	Personal acquaintances
Homicides	100.0%	100.0%	100.0%	100.0%	100.0%
Hitting, kicking, beating	6.2%	5.4%	11.2%	2.4%	2.1%
Shooting	79.1%	81.5%	67.6%	80.4%	82.8%
Stabbing	9.0%	7.3%	15.0%	13.7%	11.4%
Assaults and violent acts by person(s), n.e.c.	5.0%	5.1%	5.6%	3.4%	3.8%

Note: Not all detailed assault events are displayed in this table.

Workplace homicides, by perpetrator and gender, 1997-2009



Distribution of work-related fatal injuries by race/ethnicity, all fatalities versus homicides, 2003-2009



Survey of Occupational Injuries and Illnesses (SOII)

- Annual employer survey
- Nonfatal OSHA-recordable cases
- Worker characteristics and case circumstances for cases with days away from work

Nonfatal workplace assaults and violent acts by persons

- Between 2003 and 2008, 97,930 assaults and violent acts by persons resulted in days away from work
- Nearly half were by patients (almost 48K)
- 55% were Hitting, beating and kicking; Squeezing, pinching, scratching, twisting; or Biting
- 41% were unspecified or n.e.c.
- Shootings: 1,500 cases or 1.5%

How Do We Support Data Users? Aggregate data

- Publications
 - ▶ News releases, bulletins, articles, brochures, special publications
- BLS Internet site – www.bls.gov/iif
- Profiles – data query tool – now available on CDs and on the Web
- Special queries upon request

How Do We Support Data Users? Microdata

- Restricted access CFOI microdata file
 - ▶ Available for off-site use
 - ▶ Restrictions to preserve confidentiality
 - e.g., no state id, age categories
 - ▶ Rich narrative text
- Access to microdata at BLS under legal arrangements (LOA, MOU)
 - ▶ Access to SOII and more CFOI data fields

Revised OIICS for RY2011

- Changes better define injuries by others, and self-inflicted injuries
- Differentiate intentional acts from unintentional or intent unknown
- Expand list of events to include new categories like strangulation, bombing and arson, among others
- Expand list of sources to include new categories like students and clients, among others
- Change the source rules of selection to make the person, rather than the weapon, the primary source

Contact Information

John Ruser

Assistant Commissioner

Occupational Safety and Health Statistics

www.bls.gov/iif

202-691-6304

ruser.john@bls.gov

