

Methamphetamine Markets in Their Communities: Variation in Organization, Operation, and Outcomes

NORC at the University of Chicago

Timothy M. Mulcahy

Henry H. Brownstein

Johannes Huessy

Police Executive Research Forum

Bruce G. Taylor

Bruce Kubu

Prepared for presentation at the BJS/JRSA National Conference, St. Louis, MO October, 2009

This research is supported by a grant from the National Institute on Drug Abuse, Grant Number 1 R21 DA024391-01. Opinions and points of view are those of the authors and do not represent the positions or policies of NIDA. Special thanks to Yonette Thomas and Bethany Deeds.

illicit retail drug markets

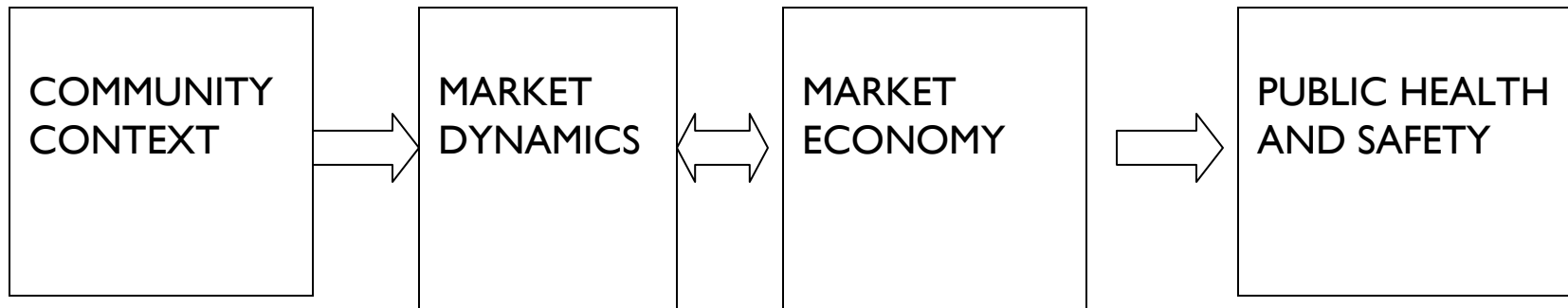
the set of people, facilities, and procedures through which illicit drugs are transferred from sellers or dealers to buyers or users

National Research Council. 2001. Informing America's Policy on Illegal Drugs: What We Don't Know keeps Hurting Us, p. 160.

research question

What is the relationship between the organization and operation of different types of illicit retail methamphetamine markets and the public health and safety of the surrounding community?

understanding the problem



the larger study

Three-stage study of the dynamics of methamphetamine markets

- a survey of law enforcement agency respondents
- semi-structured interviews with narcotics police in 75 cities or counties
- comprehensive process evaluations of meth markets in selected cities or counties

findings from the survey of police agencies

a representative sample of law enforcement agencies selected from all agencies in the United States

police represent a common institution in all communities with a vested interest in knowing where to locate illicit drug markets and knowing something about how they operate

selecting the sample

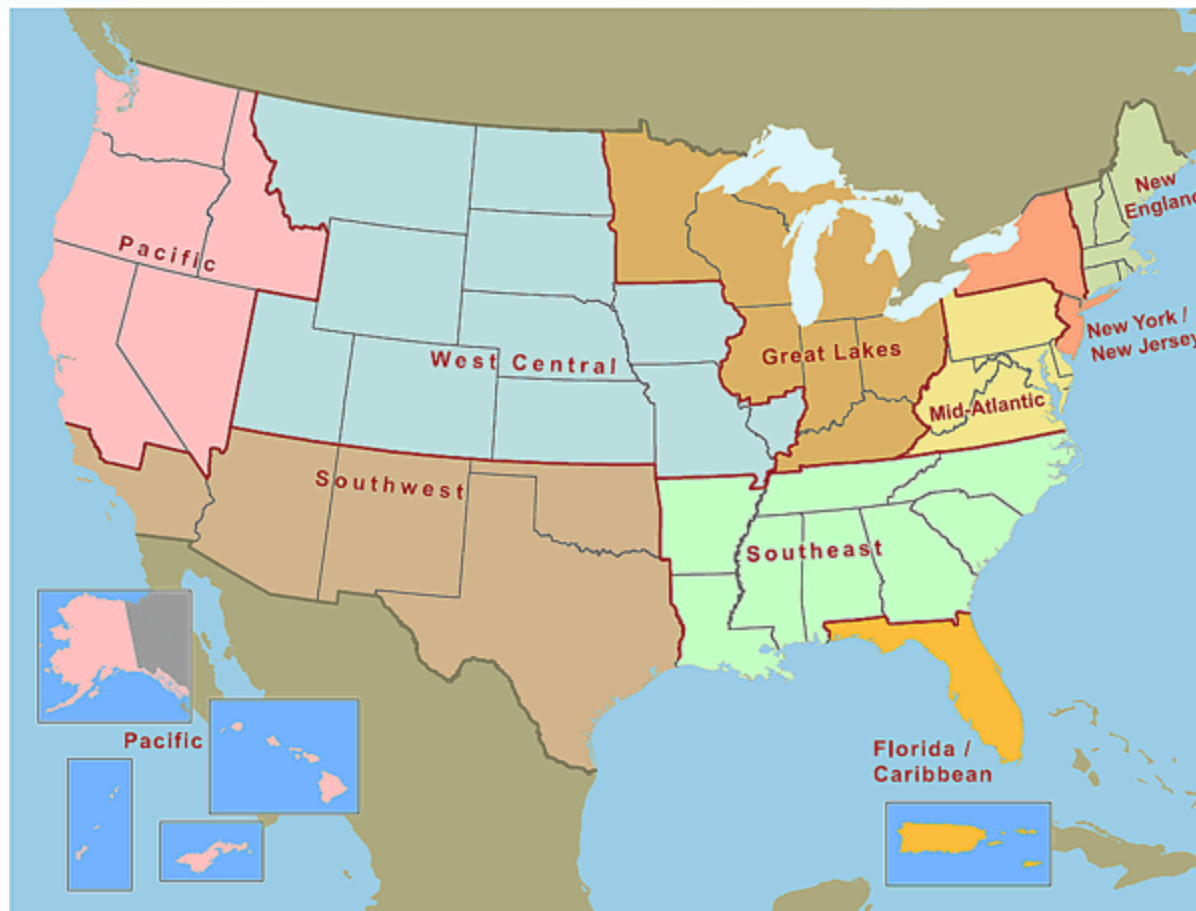
Sample Frame

2007 National Directory of Law Enforcement Administrators 15,917

Segments Included

- Municipal Law Enforcement 12,816
- County Law Enforcement 3,101
- State Police/Highway Patrols 50
- State Criminal Investigators 63

OCDETF regions



OCDETF regions

Region	Jurisdictions
Florida/Caribbean	Florida, the U.S. Commonwealth of Puerto Rico, and the territory of the U.S. Virgin Islands
Great Lakes	Indiana, Kentucky, Michigan, Minnesota, Ohio, Wisconsin, and the Northern and Central U.S. Attorneys Districts of Illinois
Mid-Atlantic	Delaware, Maryland, Pennsylvania, Virginia, West Virginia, and the District of Columbia
New England	Connecticut, Maine, Massachusetts, New Hampshire, Rhode Island, and Vermont
New York/New Jersey	New York and New Jersey
Pacific	northern and central California (including all counties except the southernmost nine), Alaska, Hawaii, Idaho, Nevada, Oregon, and Washington as well as the U.S. territories of American Samoa, Guam, and the Commonwealth of the Northern Mariana Islands
Southeast	Alabama, Arkansas, Georgia, Louisiana, Mississippi, North Carolina, South Carolina, and Tennessee
Southwest	Arizona, New Mexico, Oklahoma, Texas, and the nine southernmost counties in California
West Central	composed of large metropolitan areas as well as expansive, sparsely populated locations that include public and Native American tribal lands within 11 states; the region also shares an international border with Canada

OCDETF regions and type of area

OCDETF Region	Urban Metro	Urban Micro	Rural	Total Areas
Florida/Caribbean	39	10	18	67
Great Lakes	222	156	228	606
Mid-Atlantic	153	42	89	284
New England	34	16	17	67
New York/New Jersey	57	15	11	83
Pacific	76	55	86	217
Southeast	263	178	247	688
Southwest	117	84	187	388
West Central	131	137	473	741
All	1,092	693	1,356	3,141

data collection

Mail, Fax, Web-based responses

Questions about local meth markets:

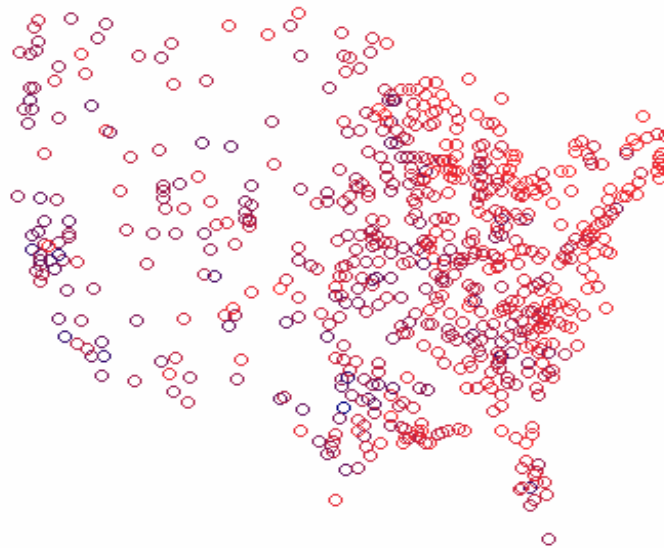
- Scope and nature of meth as a problem
- Characteristics of the local markets
- Impact on the local community

respondents

1,367 agencies law enforcement agencies
from across the U.S.

sites across the US by length of local meth use

-



Jurisdictions are color-coded according to length of meth use with blue dots representing longest use and red dots representing shortest use. (Range 1-50 years)

-

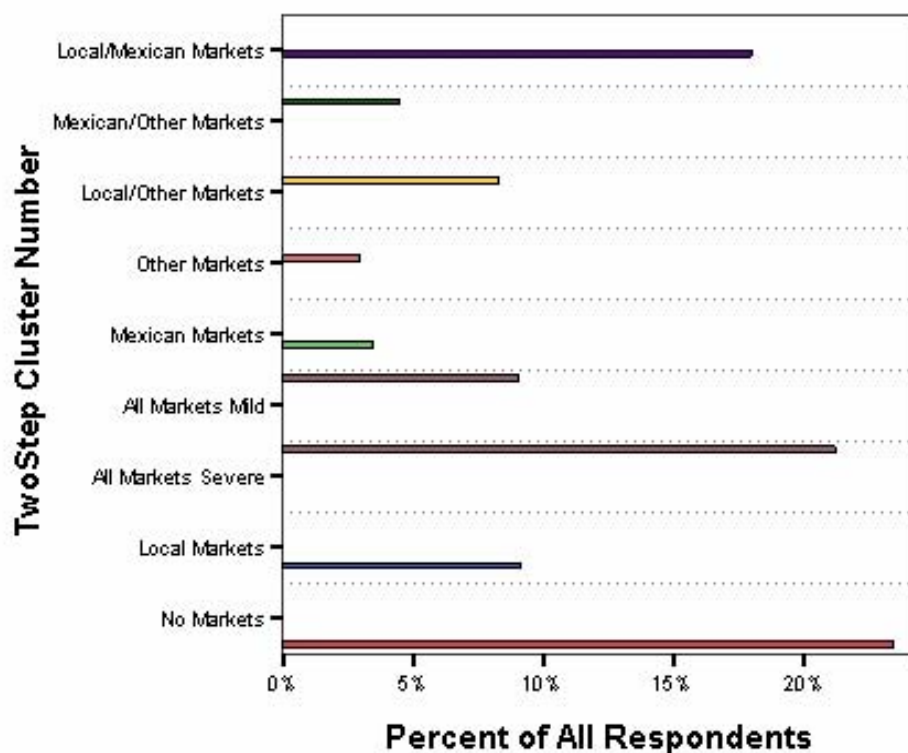
source of local methamphetamine

Source (Not mutually exclusive)	Percent
Home cooked in local labs	64
Imported from Mexico	54
Imported from other US states	46

methamphetamine market clusters

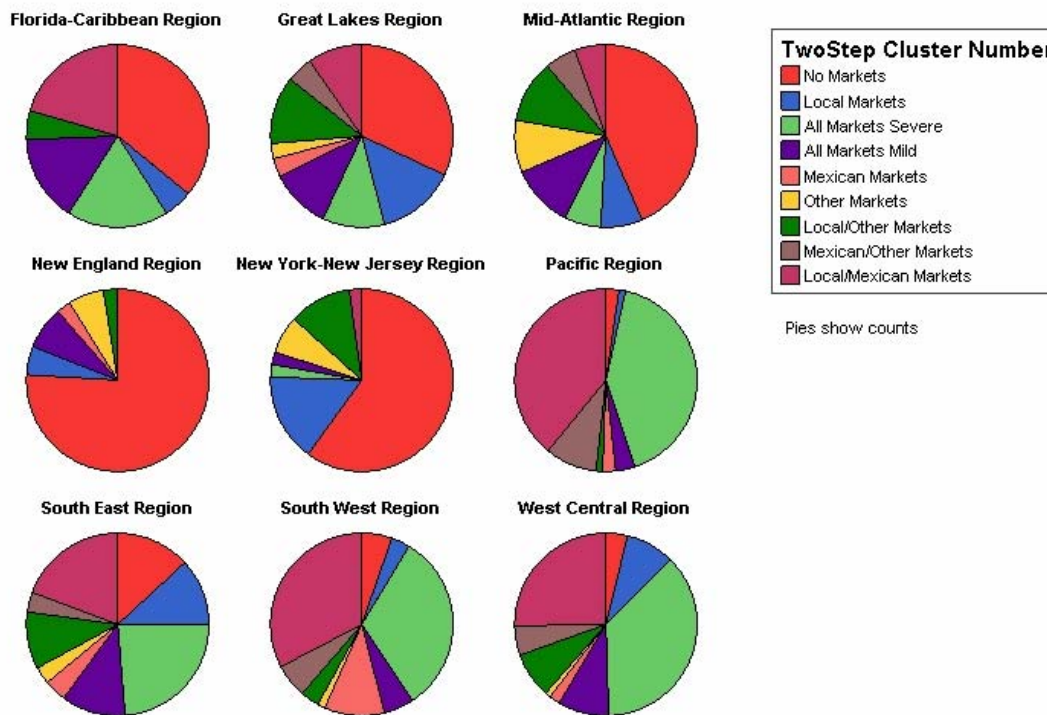
Cluster Number	Cluster Type	Number of locations	% of all locations	Seriousness of Local Meth Problem (1-10)
1	No local meth markets reported	292	21.4	1.39
2	Local production markets	114	8.3	4.05
3	All types of markets, severe problem	264	19.3	8.27
4	All types of markets, mild problem	113	8.3	3.43
5	Mexican imports markets	43	3.1	5.35
6	Other state imports markets	37	2.7	2.68
7	Local production and other state imports	103	7.5	5.01
8	Mexican and other imports markets	56	4.1	5.70
9	Mexican imports and local production	224	16.4	7.36
Not Included		121	8.9	
Total		1,367	100.0	5.02

methamphetamine market clusters

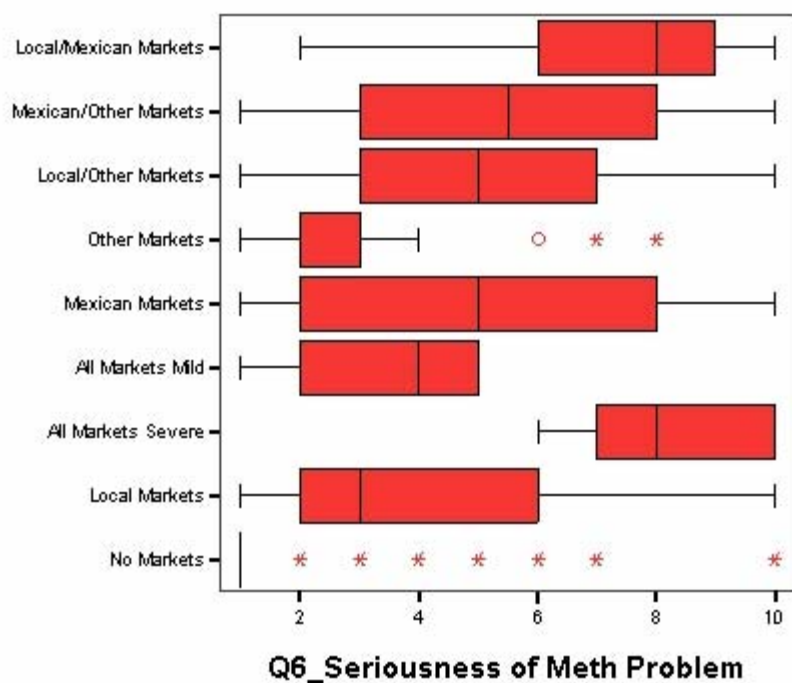


Bars show percents

regions of market type clusters



seriousness of the local meth problem by market cluster type



Scale of 1-10, with 10 indicating the most serious problem

type and seriousness of problem by number of sources of local meth

Number of sources of local meth	N	Type and seriousness of local meth problem reported by local police	
		Public Safety	Public Health
Single source	193	2.91	2.80
Two sources	385	4.13	4.03
More than 2 sources	377	4.32	4.22
Total of all	955	3.34	3.26

type and seriousness of problem by primary source of local meth

Source of local meth	N	Type and seriousness of local meth problem reported by local police	
		Public Safety	Public Health
Local labs, no imports	113	2.90	2.86
Any imports, no local labs	138	3.23	3.01
Both local labs and imports	704	4.27	4.18

single source markets

Local Production	Import, Mexico	Import, Other States
Relatively little concern with meth as a local problem	Meth is considered a local problem; many local drug arrests are for meth	Meth not considered much of a problem; lots of drug arrests but very few for meth
Markets relatively well organized; little related violence	Markets somewhat organized, low turnover among users; some related violence	Markets are well organized, but not territorial; little related violence
Availability varies, but quality and price are consistent	Availability and quality vary over time	Some change in availability and cost over time
Disproportionate number of rural locations (Great Lakes, South East, West Central)	Mostly metropolitan areas (South West, South East, Great Lakes)	Mostly rural and micropolitan areas (Mid-Atlantic, Great Lakes, South East)

two source markets

Local Production & Import, Mexico	Local Production & Import, Other States	Import, Both Mexico & Other States
Meth is considered a local problem; lots of drug arrests, lots of those for meth	Meth a moderate problem; relatively few drug arrests and some for meth	Meth is considered a serious local problem; lots of drug arrests, many for meth
Markets not well organized, though dealers have territories; some related crime and violence	Mixed views on organization of market, but there are territories; some related property crime	Mixed view on organization of markets; related property and violent crime
Availability and quality vary over time	Quantity and quality vary over time, maybe also price	Quantity and quality vary over time, not so much price
Mostly in metropolitan areas (South West, West Central)	Lots in metropolitan areas, but also rural and micropolitan (Great Lakes, South East)	Mostly in metropolitan areas (West Central, South West, Pacific, South East)

multiple source markets

All sources, <u>serious</u> meth problem	All sources, <u>mild</u> meth problem
Serious meth problem; lots of drug arrests and more of those for meth than in any other locations	Mild meth problem; lots of drug arrests, few for meth
Widespread agreement that local markets are well organized; competition among dealers and related violence, and property crime	Mixed views on how organized markets are, though dealers do have defined territories; related property crime and some violent competition
Quantity, quality, and price vary over time	Availability and quality varies over time, not necessarily price
Mostly metropolitan areas, though several rural (mostly West Central, also South East, South West, Pacific)	Mostly metropolitan areas (Great Lakes and South East)

findings from 3 market types

1. Cities and counties where meth primarily comes from local **home-cooked labs**.
2. Cities and counties where meth primarily comes from is **imported from Mexico**.
3. Cities and counties where meth primarily is **imported from Mexico and other**.

how are mom & pop markets organized?

Context

- Most rural
- Last likely to import from Mexico, other countries or states

How Well Organized are Local Markets?

- Least well-organized
- Least competition among dealers
- Most Buyers/ dealers know each other
- Most likely to agree that producers are same as dealers

how do local, mom & pop markets operate?

- Most Buyers/ dealers use the same dealer/buyer
- Least likely to use new dealers for each buy
- Most likely to buy/sell in own neighborhood
- Least likely to use cell phones for buys/sells
- Least likely to use courier for buys/sells
- Least likely to buy/sell in bars, strip clubs, abandoned buildings
- Least likely to buy/sell on the streets

outcomes of local mom & pop markets

In terms of seriousness of problem, public safety, and public health:

*Outcomes of local labs closely resemble all markets mild

outcomes of local mom & pop markets

- Least likely to have meth prices fluctuate
- Least likely to see meth availability fluctuate
- Least likely to use on the job
- Least likely to involve violent crime, ID theft, prostitution
- Lowest # of arrests / lowest % drug arrests involve meth
- Most egregious environmental outcomes

how are Mexican meth markets organized?

Context

- Least likely to involve other states, countries
- Longest tenure/experience with meth

How well organized are Mexican import markets?

- Highly organized and structured
- Producers are not the same as dealers

how do Mexican-only import markets operate?

- Least likely to report dealers have distinct territories
- Buyers/dealers do not know each other
- Most likely to use cell phones and text messages
- Most likely to use couriers
- Most likely to be sold on the streets

outcomes of Mexican-only markets

In terms of seriousness of problem, public safety, and public health:

*Outcomes of Mexican-only markets closely resemble all markets severe

outcomes of Mexican-only markets

- Meth availability, price, and quality least likely to change
- Least competition among sellers
- Highest property crime, ID theft
- Highest competition among sellers and associated violence
- Highest turnover among users
- Low numbers of drug arrests but much higher rate to involve meth (vs. local labs)

how are Mexican and other markets organized?

Context

- Share qualities of local only and Mexican only markets

How well are Mexican and other markets organized?

- Highly organized
- Most likely to report dealers have distinct territories
- Most likely to report meth deals follow rules
- Dealers and users highly likely know one another

how do Mexican and other markets operate?

- Most likely to be sold in bars, strip clubs, streets, and public buildings
- Sales most likely to involve cash transactions
- Most likely to use cell phones, text messages for deals
- Dealers and users least likely to use different users/dealers

outcomes of Mexican and other markets

In terms of seriousness of problem, public safety, and public health:

*Outcomes of Mexican-only markets resemble all markets severe

outcomes of Mexican and other markets

- High property crime, ID theft, prostitution
- Highest competition among dealers
- Meth prices and quality are stable; however availability changes

conclusion and next steps

Thank you!