

Implementing Effective Correctional Management of Offenders in the Community: *Maine's* Findings

October 17, 2008

Muskie School of Public Service

Mark Rubin
Maine Justice Policy Center / Maine Statistical Analysis Center



Muskie School of Public Service

Maine Justice Policy Center/ Maine Statistical Analysis Center

Project Overview

- In 2005, Maine began implementing EBP in community corrections
 - National Institute of Corrections (NIC) pilot project
 - Goal: measure effectiveness of correctional management of offenders in the community
 - Illinois – other pilot site

Data Set

- Maine SAC analyzed three cohorts (individuals entering probation in 2004, 2005, and 2006)
 - Sample size: 11,954 probationers from all four regions of the state

Characteristics of Probationers

- More than four-fifths (82.5%) of offenders were male
- Whites accounted for 94.0% of the sample
- Majority (57.8%) were single, with 23.7% divorced, separated, or widowed and 18.5% married
 - Males (59.6%) more likely to be single than females (49.2%)

Characteristics of Probationers

- Mean age 33 years, median 31 years
- Mean age at first arrest 21 years, median 18 years
 - Women mean age at first arrest 24 years, men 20 years
- Nearly half (47.3%) completed high school or a G.E.D.
 - 46.6% had less than a HS diploma
 - 6.1% some college or more

Presenting Offense

Presenting Offense			
Offense	2004	2005	2006
Felony	35.5	46.6	50.0
Misdemeanor	60.8	50.5	46.3
NA	3.6	2.9	3.7
Total	100	100	100

Two important policy changes in 2004 led to fewer misdemeanants on probation:

- 1) Limit the use of probation for Class D&E offenses to domestic violence, sex offenders, repeat OUI offenders (1 or more prior convictions in the previous 10 years), and other unusual cases where serious risk to public safety exists as determined by the court.
- 2) Create deferred disposition: Enact a new sentencing alternative to give judges an alternative punishment to probation or incarceration.

Top 3 Crimes of Probation Entrants

Crimes			
Offense	2004	2005	2006
Assault/ Threatening	26.0	30.8	29.1
Drugs	11.1	10.6	14.3
OUI	12.4	12.2	12.3

Initial LSI Rating

Risk Level (risk score 04-05)	2004	2005	2006*
Administrative (0-13)	17.2	13.3	11.5
Low			16.2
Moderate (14-31)	57.1	57.2	46.2
High (32-40)	8.4	9.0	12.4
Maximum (40-54)	0.8	1.4	1.9
Average score	17.9	18.8	19.6

* Admin=0-13, Low 14-20 Moderate=21-25, High=26-35, Maximum=36-54

Differences by Sentence Type

- Nearly two-thirds (64.7%) of probationers had a split sentence, while the remainder (31.0%) received straight probation
 - Seven in ten (70.0%) male probationers received a split sentence, while just over half of female probationers (56.7%) received one.

Intermediate Measures

Intermediate Measures	2004	2005	2006
% of population with LSI-R score	83.6%	81.0%	88.1%
LSI completed in 60 days?	43.9%	42.6%	47.4%
% population with completed re-assessment within 1 year	3.0%	6.6%	15.2%
Gain Score	0.06	0.77	1.95
% of case plans with completed LSI-R	7.9%	11.7%	19.4%
% of medium to high risk offenders with case plan	11.4%	16.5%	25.1%
% of case plans addressing 3 criminogenic needs	55.5%	62.1%	58.8%

Recidivism and Violation Rates while on Probation

Recidivism Rates				
	6 month	1 year	2 year	3 year
2004	13.3	21.3	27.8	30.7
2005	14.0	24.1	31.5	
2006	14.8	24.8		

Violation Rates				
	6 month	1 year	2 year	3 year
2004	25.2	41.8	50.2	53.0
2005	29.3	49.1	65.5	
2006	29.3	46.1		

- Recidivism: An arrest (or ticket, and summons) for any municipal, state, or federal misdemeanor or felony crime.
- Violation: An arrest for a technical, misdemeanor or felony.

One-year Recidivism Rates

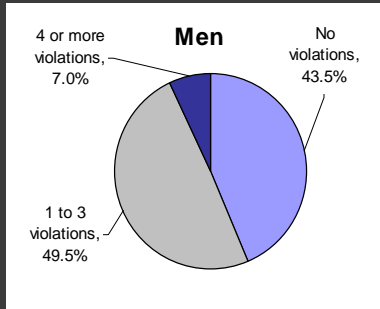
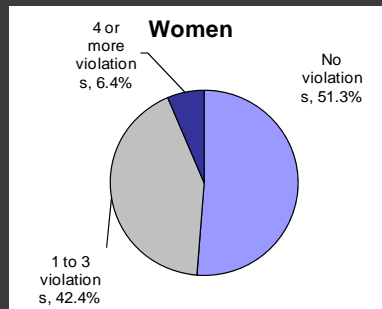
- One-year recidivism rate rose from 21.3% (2004) to 24.8% (2006).
 - Administrative recidivism rate declined 14.9% between 2004-2006
 - Low risk experienced a 30.4% decline.
 - High and maximum risk categories experienced increases of 29.3% and 9.3%, respectively

Probation Violations

- Over half of probationers in the sample (55.1%) committed a violation during the tracking time
 - Nearly half of the sample (48.2%) committed one to three violations, while 6.9% committed more than three violations

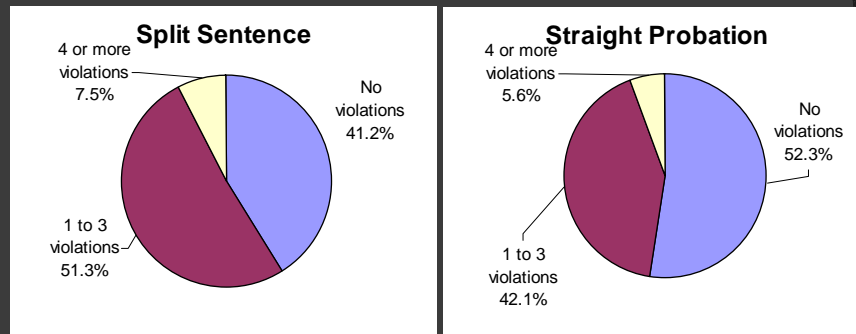
Probation Violations

- Female probationers were less likely to commit a violation than male probationers



Probation Violations

- Those sentenced to straight probation were less likely to commit a violation than those with split sentences



Probation Violations

- Technical violations were the most common type of probation violation, accounting for over half (52.2%) of all violations.
 - Misdemeanors accounted for about one-third of violations (33.2%)
 - Felonies were 14.6% of violations

Probation Violations

- More than half (55.0%) of probationers who committed a technical violation and received a graduated sanction, amended conditions, warning, or no sanction committed no further violations
- Around one-third (37.7%) of probationers who committed a technical violation and had their probation revoked committed no further violations

Probation Violations

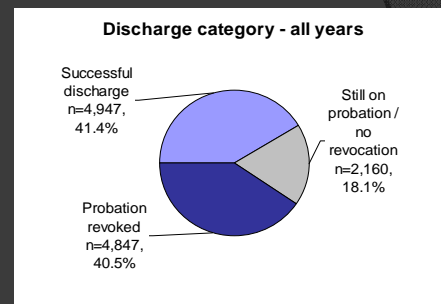
- Probationers who received revocations for technical violations were also more likely to commit:
 - a technical second violation (37.5% versus 31.6% of those with graduated sanction)
 - a misdemeanor second violation (18.8% versus 10.8%) or
 - a felony second violation (6.0% versus 2.7%)

Three Discharge Types

- 1) Successful discharge:
 - Probationers who left supervision prior to the date of our extract (January 16, 2008) **and**
 - Whose probation was not revoked
- 2) Probationers who were not revoked
- 3) Probationers who were revoked

Discharge Types

- 41.4% of probationers in the sample were successful discharges
 - Nearly the same percentage (40.5%) had been revoked (unsuccessful)
- Slightly less than one-fifth (18.1%) were still on probation as of the extract date, but had not been revoked



Dissemination

- Probationer Recidivism in Maine
- What it takes: Lessons Learned from Implementing Effective Correctional Management of Offenders in the Community
- LSI-R Domains and Recidivism
- Maine's Adult Women Offenders: What Do We Know?

Key Contacts

- Mark Rubin – Research Associate
mrubin@usm.maine.edu
- Maine Justice Policy Center/Maine SAC
<http://muskie.usm.maine.edu/justiceresearch>
[h](#)