

# Homicides Connected to Other Homicides

**Chicago Homicide Dataset  
1965 to 2000**

**October 16, 2008  
JRSA and BJS 2008 Conference  
Using Data to Improve Justice Policy and Practice**

**Carolyn Rebecca Block, IL Criminal Justice Information Authority  
Richard L. Block, Loyola University Chicago**

October 16, 2008

IL Criminal Justice Information Auth.

1

## Chicago Homicide Dataset

- ➔ **Collected with the close cooperation of the Chicago Police Department over many years, and containing detailed information on every homicide recorded by the police from 1965 to 2000, the CHD is the largest, most detailed dataset on violence available in the United States.**
- ➔ **Information collected from the Murder Analysis Reports (MAR), which contains check-off information and a short narrative.**
- ➔ **In cleaning the data, we use the narrative to create more detailed variables reflecting the complexity of the 27,345 homicides.**

October 16, 2008

IL Criminal Justice Information Auth.

2

## Homicides Connected to Other Homicides

- ➔ Analysis uses the victim-based CHD dataset, one record for each of 27,345 victims, not the incident-based CHD or the offender-based CHD.
- ➔ This victim-based descriptive analysis balances current literature, much of which is offender-based.
- ➔ CHD data depend on the information known to the police, and the amount of that information recorded in the MAR and its narrative.

October 16, 2008

IL Criminal Justice Information Auth.

3

## Homicides connected in two ways:

- ➔ **Multiple-victim homicide.**
  - ◆ Two or more victims (maximum is 23)
  - ◆ Accounts for 1,792 of the 27,345 homicide victims in the CHD.
  - ◆ Of the 1,792, 71 are connected in other ways.
- ➔ **Other connected homicide.**
  - ◆ For example, the same offender committed more than one homicide.
  - ◆ Accounts for 731 of the 27,345 homicide victims.
  - ◆ Of the 731, 71 are also multiple-victim homicides.

October 16, 2008

IL Criminal Justice Information Auth.

4

## Types of Multiple-Victim Homicide

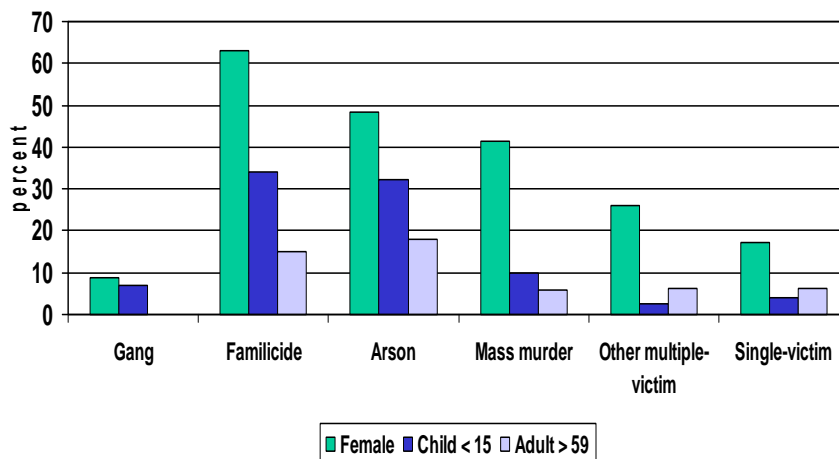
- ➔ **Gang-related motive.**
  - ◆ Independent of gang membership.
  - ◆ Accounts for 231 of the 1,792 multiple-victim homicides (7%).
- ➔ **Familicide.**
  - ◆ Offender killed at least two members of his/her family.
  - ◆ Accounts for 200 of the 1,792 multiple-victim homicides (11%).
- ➔ **Arson (primary weapon).**
  - ◆ Accounts for 313 of the 1,792 multiple-victim homicides (12%).
  - ◆ Arson was the primary cause of death for 22 familicide victims.
- ➔ **Other mass murder.**
  - ◆ At least three victims, not gang-related, familicide or arson.
  - ◆ Accounts for 172 of the 1,792 multiple-victim homicides (10%).
- ➔ **Other multiple-victim.**
  - ◆ All two-victim homicides.
  - ◆ Accounts for 996 of the 1,792 multiple-victim homicides (56%).

October 16, 2008

IL Criminal Justice Information Auth.

5

## Victim Characteristics

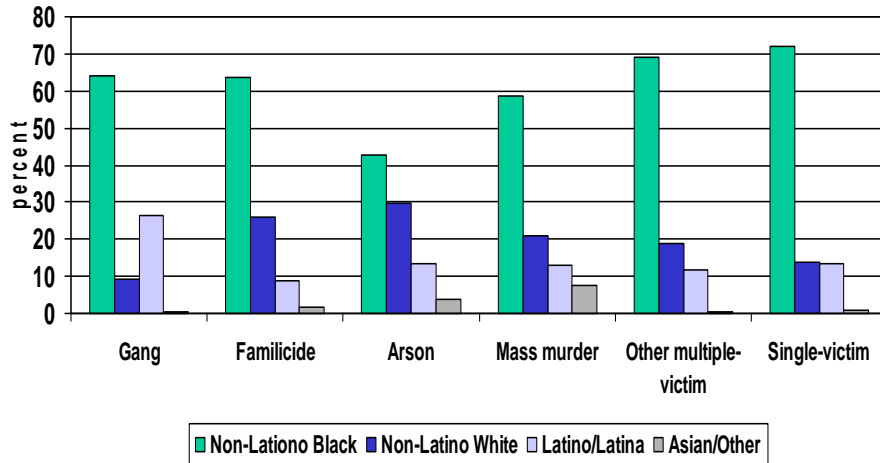


October 16, 2008

IL Criminal Justice Information Auth.

6

## Victim Race/Ethnicity

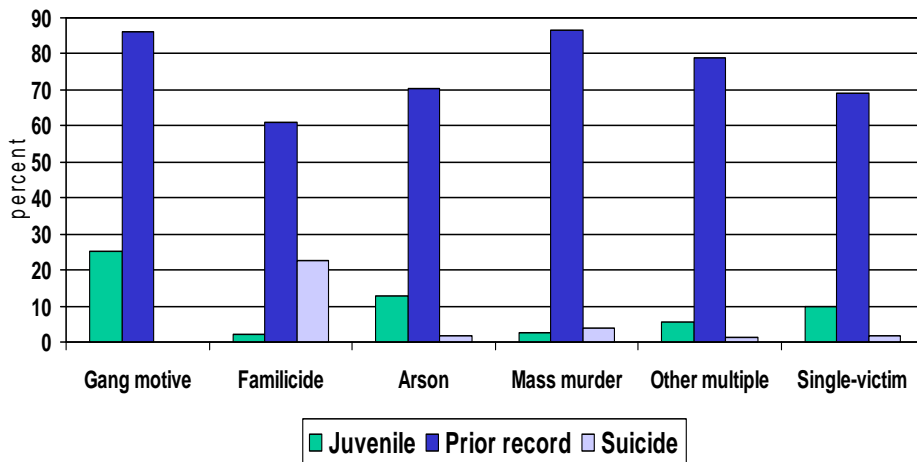


October 16, 2008

IL Criminal Justice Information Auth.

7

## Offender Characteristics

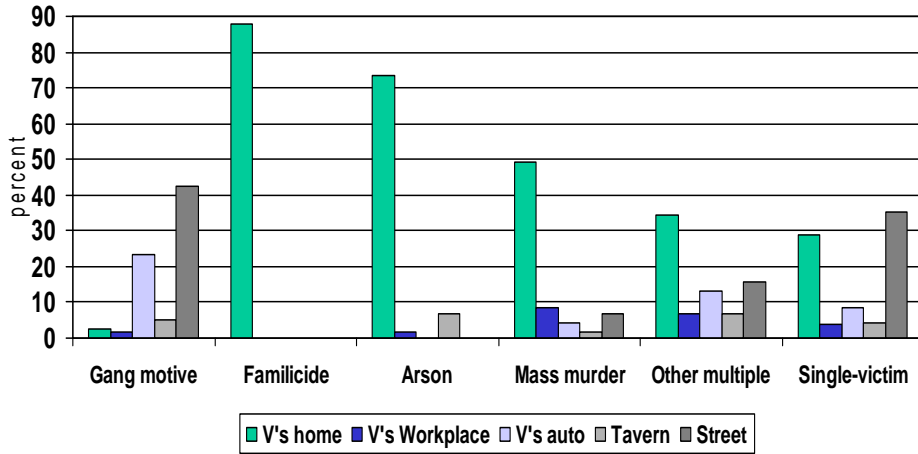


October 16, 2008

IL Criminal Justice Information Auth.

8

# Location

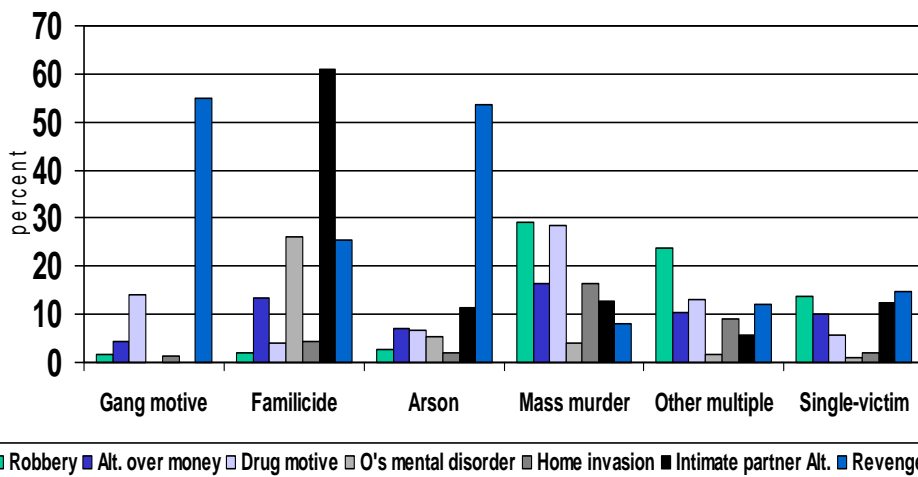


October 16, 2008

IL Criminal Justice Information Auth.

9

# Causative Factor

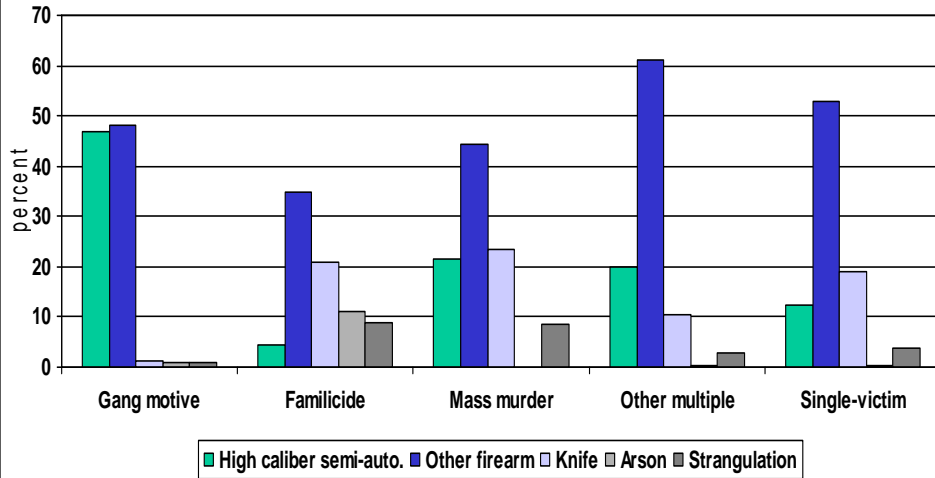


October 16, 2008

IL Criminal Justice Information Auth.

10

# Weapon

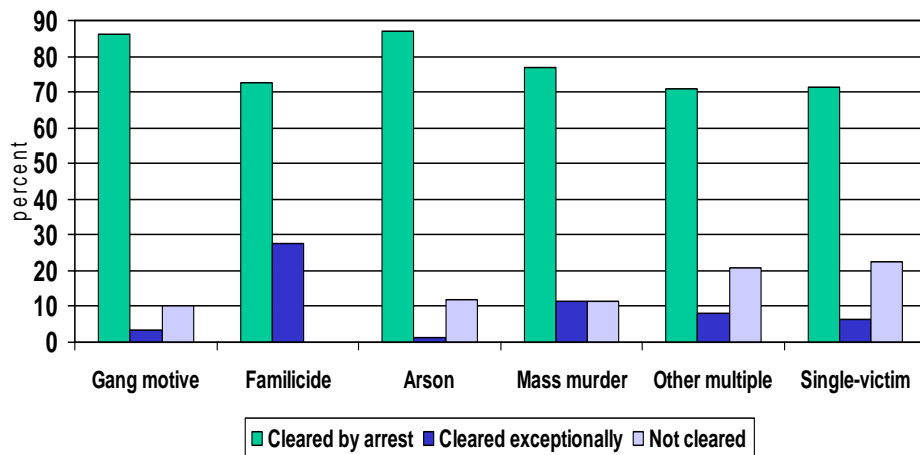


October 16, 2008

IL Criminal Justice Information Auth.

11

# Case Clearance



October 16, 2008

IL Criminal Justice Information Auth.

12

## Major Types of Connected Homicides



### Repeat offender.

- ◆ Accounts for 228 of the 731 other connected homicides (31%).
- ◆ Spree homicides (within two days) account for 59; serial homicides (all other repeat offender homicides) account for 169.



### Offender became a victim.

- ◆ Offender became a victim, or victim had been a homicide offender.
- ◆ Accounts for 217 of the 731 multiple-victim homicides (30%).



### Retaliation for homicide.

- ◆ Motive was retaliation for a previous homicide, or homicide was revenged by a later homicide.
- ◆ Accounts for 249 of the 731 other connected homicides (34%).
- ◆ In 46, the victim was the offender in the earlier homicide; in 130 someone else was killed in revenge.



### Victim and offender kill each other.

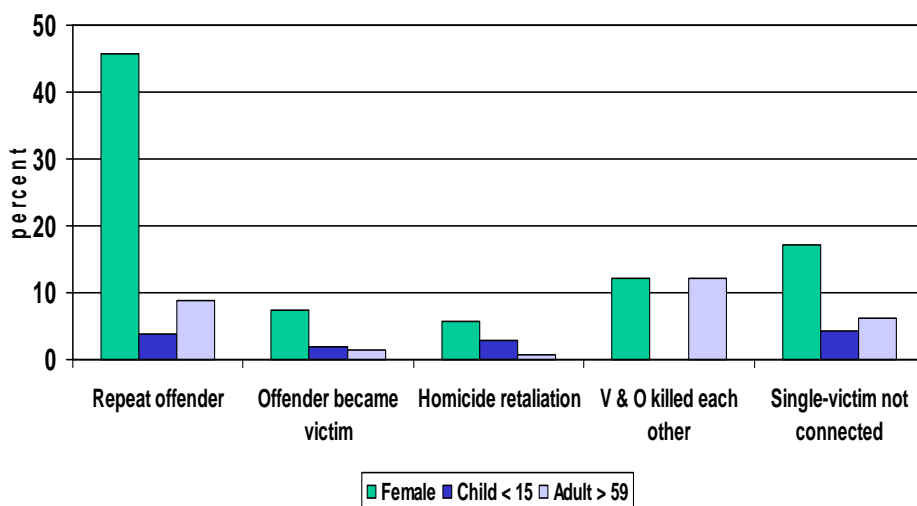
- ◆ Accounts for 82 of the 731 other connected homicides (11%).

October 16, 2008

IL Criminal Justice Information Auth.

13

## Victim Characteristics

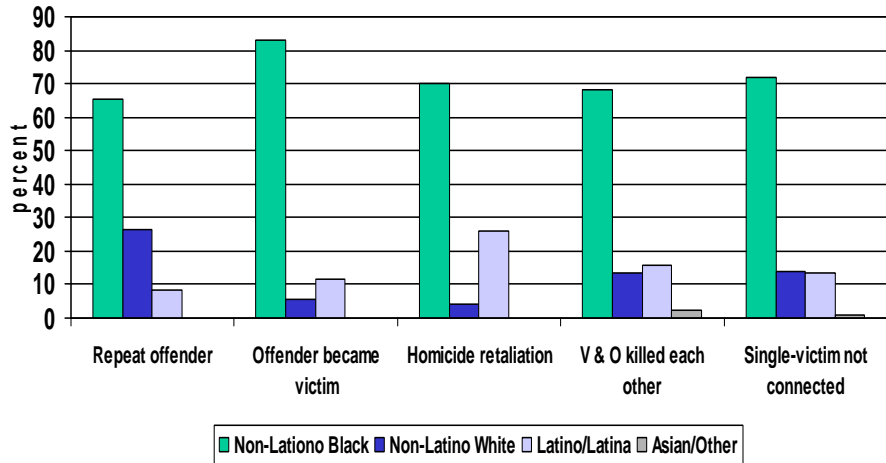


October 16, 2008

IL Criminal Justice Information Auth.

14

## Victim Race/Ethnicity

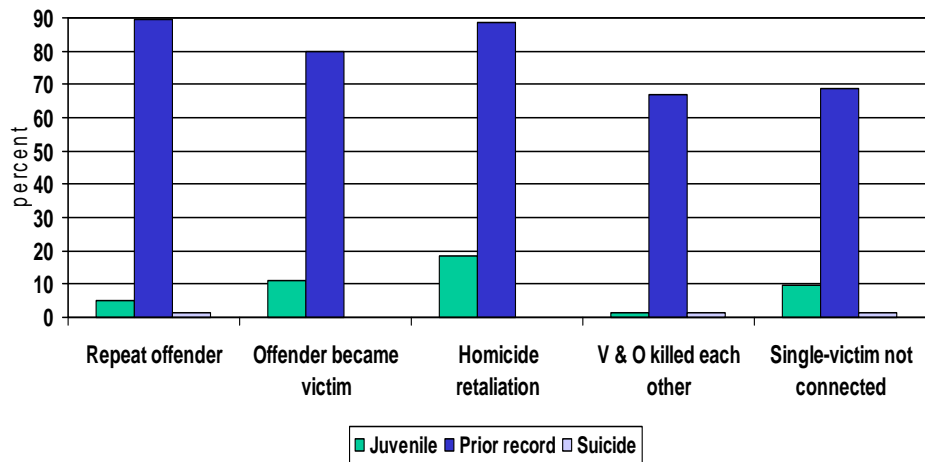


October 16, 2008

IL Criminal Justice Information Auth.

15

## Offender Characteristics

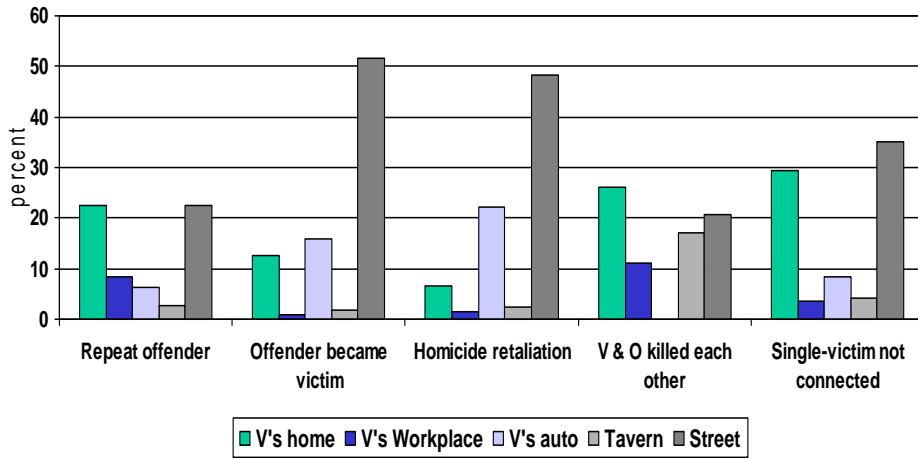


October 16, 2008

IL Criminal Justice Information Auth.

16

# Location

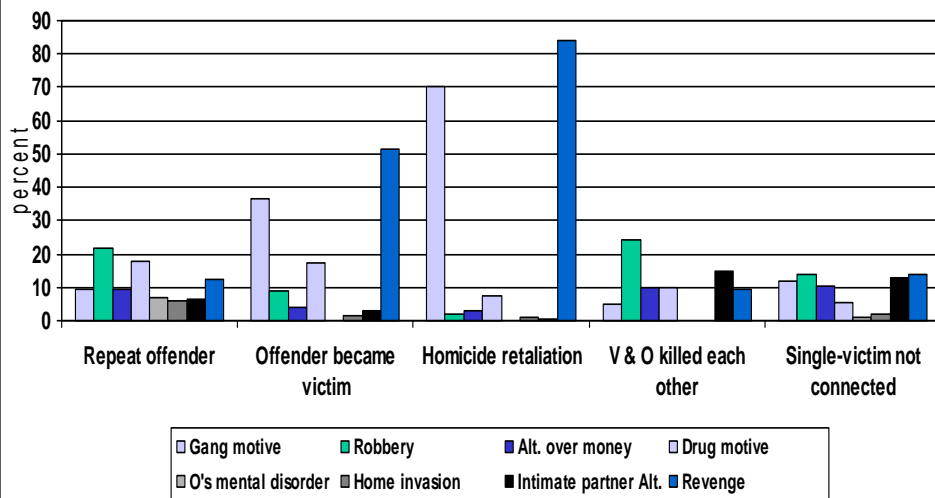


October 16, 2008

IL Criminal Justice Information Auth.

17

# Causative Factor

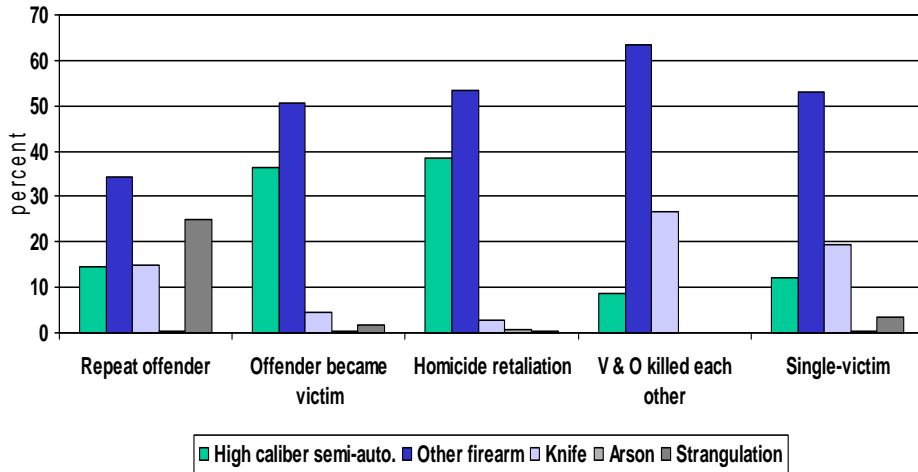


October 16, 2008

IL Criminal Justice Information Auth.

18

# Weapon

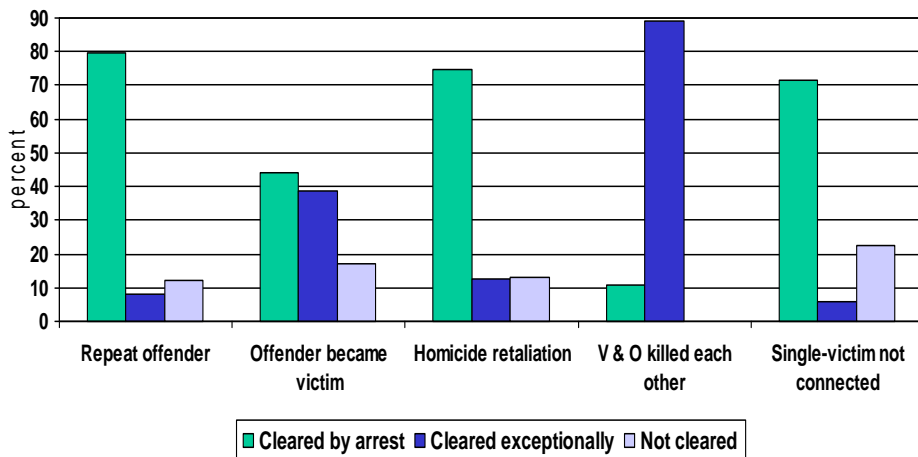


October 16, 2008

IL Criminal Justice Information Auth.

19

# Case Clearance



October 16, 2008

IL Criminal Justice Information Auth.

20

## Implications for Prevention

- ➔ **Multiple-victim homicides are not all alike.**
- ➔ **Connected homicides are not all alike.**
- ➔ **Life is complex, and so is violent death.**
- ➔ **Successful prevention rests on a foundation of accurate information about the actual characteristics of specific kinds of homicide.**

October 16, 2008

IL Criminal Justice Information Auth.

21

## Implications for Prevention

- ➔ **Women and girls are high-risk victims.**
- ➔ **Half of known serial offender victims are women.**
- ➔ **but ----- Latinas not at high risk.**
- ➔ **Almost half of mass murders and the majority of familicides and arson homicides happen in the victim's home.**

October 16, 2008

IL Criminal Justice Information Auth.

22

## Implications for Prevention

- ➔ **Offender's mental disorder is related to familicide, arson homicide, mass murder & spree homicide.**
- ➔ **Over a fifth of familicide offenders commit suicide at the scene.**
- ➔ **Revenge homicides, gang motivated homicides more likely to have a juvenile offender.**

October 16, 2008

IL Criminal Justice Information Auth.

23

## Implications for Prevention

- ➔ **High caliber semi-automatic weapon significantly more likely in gang-motivated multiple-victim homicide, mass murder, revenge homicide, and offender-became-victim. Accounts for 47% of gang-related homicides.**
- ➔ **Strangulation significantly more likely in familicide, mass murder, serial murder and spree murder. 30% of serial murder victims were strangled.**

October 16, 2008

IL Criminal Justice Information Auth.

24